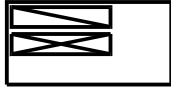


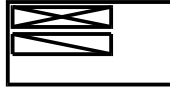


Roof Curb Detail

w/ RSI "Footprint" Styles



PRLM
Duct on Long Side
Return on Top



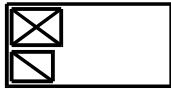
PSLM
Duct on Long Side
Supply on Top



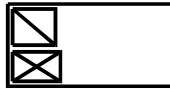
VLRL
Duct on *Very* Long Side
w/ Return on Left Top



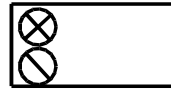
VLRR
Duct on *Very* Long Side
w/ Return on Top Right



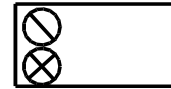
SRSE
Duct on Short Side
Supply on Top Left



RSSE
Duct on Short Side
Return on Top Left



RDSL
Round Duct on Short Side
Supply on Top Left



RDSR
Round Duct on Short Side
Return on Top Left



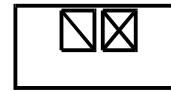
PRSM
Duct on Short Side
Return to Curb Left



PSSM
Duct on Short Side
Supply to Curb Left



RESE
Duct on Short Side
Each End of Curb



RSLM
Duct on Long Side
Middle w/ Return Left



RESL
Return on Left Short Side
Supply on Middle Long Side



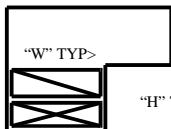
SERL
Supply on Left Short Side
Return on Middle Long Side



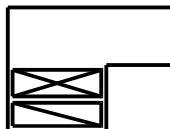
RSLR
Both Ducts on Long Side
Return on Top Left



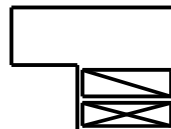
RSLL
Both Ducts on Long Side
Supply on Top Right



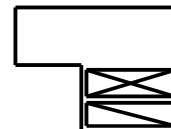
LLOS
Left "L" Curb
w/ Supply On Bottom



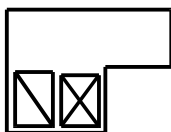
LLOR
Left "L" Curb
w/ Return on Bottom



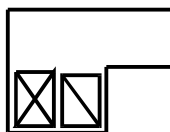
LROS
Right "L" Curb
w/ Supply on Bottom



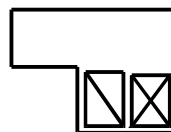
LROR
Right "L" Curb
w/ Return on Bottom



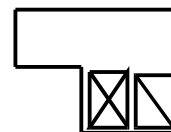
LLRS
Left "L" Curb
w/ Return on Left



LLSR
Left "L" Curb
w/ Supply on Left



LRRS
Right "L" Curb
w/ Return on Left



LRSR
Right "L" Curb
w/ Supply on Left

Curb Style: _____ Height: _____ Height of "L": _____

Width: _____ Width of "L": _____

Supply {X} Hgt: _____ Wth: _____ Return {} Hgt: _____ Wth: _____ Gap S-R: _____